

## mTOR (S2442) polyclonal antibody

Catalog: BCP01147

Host: Rabbit

Reactivity: Human, Mouse, Rat

### BackGround:

mTOR, or FKBP12-rapamycin associated protein (FRAP), is one of a family of proteins involved in cell cycle progression, DNA recombination, and DNA damage detection. In rat, it is a 245-kDa protein (symbolized RAFT1) with significant homology to the *Saccharomyces cerevisiae* protein TOR1 and has been shown to associate with the immunophilin FKBP12 in a rapamycin-dependent fashion. The FKBP12-rapamycin complex is known to inhibit progression through the G1 cell cycle stage by interfering with mitogenic signaling pathways involved in G1 progression in several cell types, as well as in yeast. The binding of FRAP to FKBP12-rapamycin correlated with the ability of these ligands to inhibit cell cycle progression.

### Product:

Rabbit IgG, 1mg/ml in PBS with 0.02% sodium azide, 50% glycerol, pH7.2

### Molecular Weight:

~ 289 kDa

### Swiss-Prot:

P42345

### Purification&Purity:

The antibody was affinity-purified from rabbit antiserum by affinity-chromatography using epitope-specific immunogen and the purity is > 95% (by SDS-PAGE).

### Applications:

WB: 1:500~1:1000

IF: 1:50~1:200

IP: 1:50~1:200

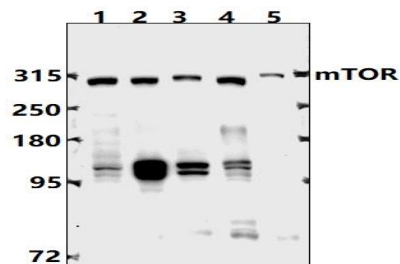
### Storage&Stability:

Store at 4 °C short term. Aliquot and store at -20 °C long term. Avoid freeze-thaw cycles.

### Specificity:

mTOR (S2442) polyclonal antibody detects endogenous levels of mTOR protein.

### DATA:



Western blot (WB) analysis of mTOR (S2442) pAb at 1:500 dilution

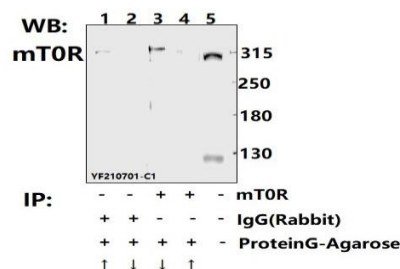
Lane1:Hela whole cell lysate(40ug)

Lane2:MCF-7 whole cell lysate(40ug)

Lane3:HEK293T whole cell lysate(40ug)

Lane4:C6 whole cell lysate(40ug)

Lane5:AML-12 whole cell lysate(40ug)



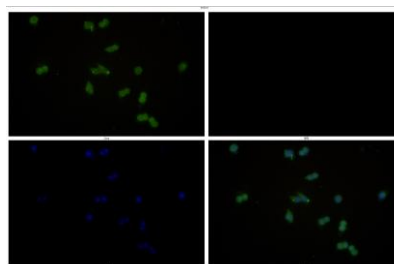
Immunoprecipitation of HEK293T cell lysates using mTOR (S2442)

pAb (Sepharose Bead Conjugate)#BD0048 (lane 3 and lane 4) and

Nonspecific IgG Control (Sepharose Bead Conjugate)#BD0048 (lane

1 and lane 2). Lane 5 is 30% input. The western blot was probed using

mTOR (S2442) pAb.



Immunofluorescence analysis of MCF-7 cells using mTOR (S2442) antibody at dilution of 1:50.

### Note:

For research use only, not for use in diagnostic procedure.